

Series  
**TRH**

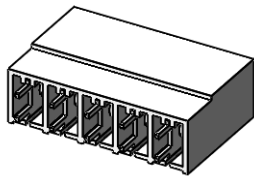
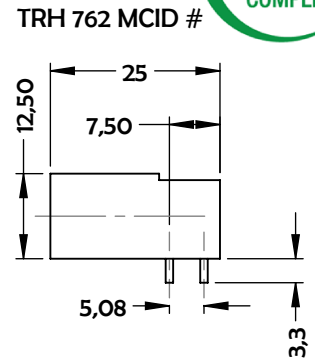
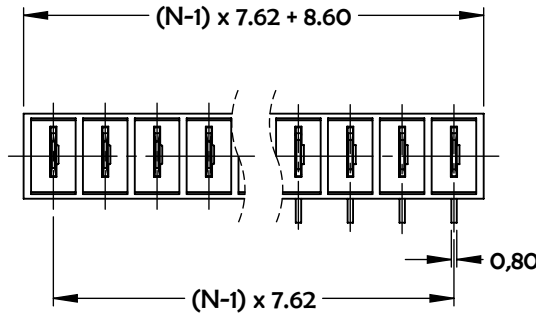
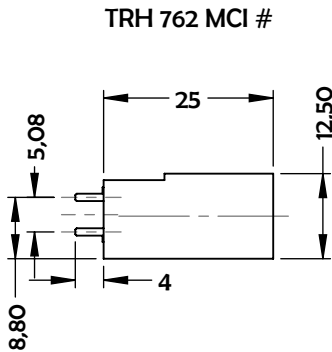
**Power TRH receptacle connectors - 7.62 pitch  
for PCB mounting**

Issue :  
Aug 03rd, 2016

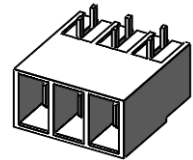
Page  
**1/1**



NOTA : N → nb of contacts



TRH 762 MCID 5



TRH 762 MCI 3

**MATERIALS & FINISHES :**

- Insulating body : White thermoplastic, UL94 V-0
- Contacts : Brass, nickel plated

**TECHNICAL CHARACTERISTICS :**

- Test voltage between contacts : >5 000 V
- Nominal current : 15 A
- Nominal voltage : 300 V

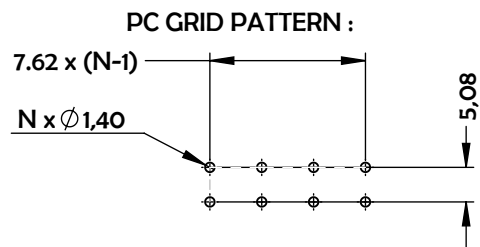
**NOTES :**

- Laser making on request
- Must be plugged with TRH 762 F connector

**HOW TO ORDER :**

**TRH 762 ### ##**

Number of contacts 1 to 10  
MCI → Receptacle with straight PC tail contact  
MCID → Receptacle with right angle PC tail contact



DIMENSIONS : mm [inch are given for information only]



**CREATION**

PROJET :

NAME : CHEVREAU M.

DATE : Jul 18th, 2016

APPR : VAN DER MEE M.

Apr 11th, 2016	Nominal voltage added	CHEVREAU M.	VAN DER MEE M.	
Aug 03rd, 2016	TRH 762 F & TRH 762 M separated on two TDS	CHEVREAU M.	VAN DER MEE M.	
Jul 29th, 2016	Mistake : tin plated → nickel plated	CHEVREAU M.	VAN DER MEE M.	
Issue	Revisions	Name	Approved	

This document is the property of PASMAn, It cannot be reproduced or communicated to a third party without a prior written permission.

[www.pasman.fr](http://www.pasman.fr)

This information is given as an indication. In the continual goal to improve our products, we reserve the right to make any modifications judged necessary.